

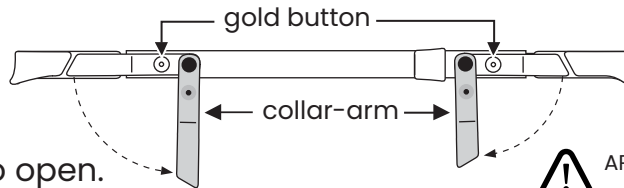
Top Tube Adapter

gripsport®



① Open collars

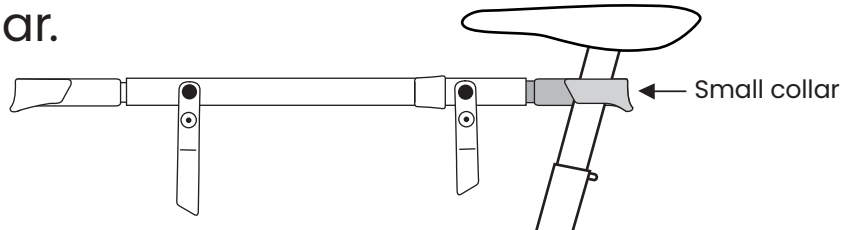
Push gold buttons.
Pull collar-arms down to open.



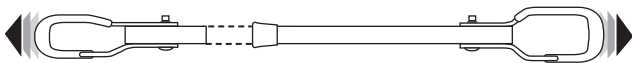
ARMS MUST OPEN DOWN
FOR CORRECT USE

② Attach small collar.

Place small collar
around seat post.



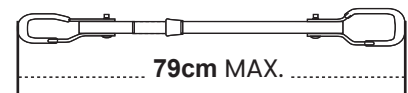
③ Adjust Length.



Pull collars apart until the large collar
can be placed around handlebar stem.

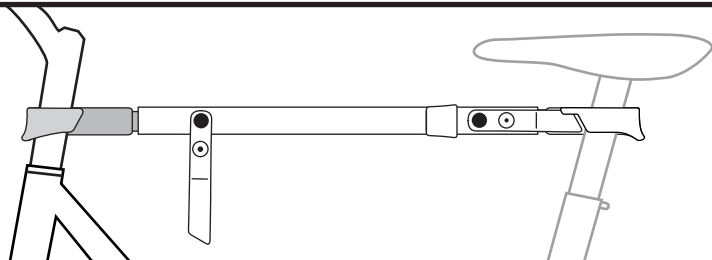


DO NOT EXTEND TO
MORE THAN 79cm LONG.



④ Attach large collar.

Place large collar
around handlebar
stem.



⑤ Mount Bike onto bike rack.

Mount Frame Hook over
Top Tube Adapter and
secure Carrier Strap.
Double check bike is secure.

